

NORTHERN ONTARIO HOCKEY ASSOCIATION

OFFICIALS BULLETIN # 2

2011-2012 SEASON



NORTHERN ONTARIO HOCKEY ASSOCIATION
110 LAKESHORE DRIVE
NORTH BAY, ONTARIO
P1A 2A8
(705) 474-8851
(705) 474-6019 (FAX)
WWW.NOHA.ON.CA



TABLE OF CONTENTS**PAGE NO.**

NOHA Officers and Council Directors	1
NOHA Referees-in-Chief	2
NOHA Referees Committee	3
Resources and Materials	3
Message from NOHA Director of Officials	4
Officials media relations from OHF	5
NOHA Code of Conduct	6
Head Contact	7-21
Vulnerable Sector Checks	22
NOHA Clarifications	23-26
Conflict – Abuse of Officials	27-28
NOHA Equipment Policy	29-31
Game Sheet Completion	32
Clarification – Protective Equipment	32
Officials Registration	32
Goaltender Socks	32
NOHA Website	33
Officials E-Mail Database	33
Grassroots Festivals	33
Encroachment	33
Skate Laces	33
Officials Appearance	34
Position of Officials Crests	34
Write-Ups	34
Penalties after the Game	34
Referee-in-Chief Conference Call	35
Insurance Refunds	35
Penalties Requiring Suspensions	35
NOHA Officiating Program Levels and Policies	36
OHF Championships	37
OHF Penalty Codes and Abbreviations	38-39
2011/2012 Level I – VI Exam	40-51
Level I-VI Exam Answer Sheet	52
Level I-VI Exam Answer Key	53
Officials Development Camp Application	54-55



**NORTHERN ONTARIO HOCKEY ASSOCIATION
OFFICERS & COUNCIL DIRECTORS
2011-2012 SEASON**



Past President	Dick Prescott, 189 Lee Ave. North Bay P1A 2K4 Email: dickprescott@ontera.net	Res: 705-476-0027 Fax: 705-476-5482
President	Bryce Kulik, 195 Moore St. South Porcupine P0N 1H0 Email: bkulik@eastlink.ca	Res: 705-235-3862 Fax: 705-267-8964
1 st Vice President	Hugh Riddle, 775 Skead Rd. Garson P3L 1N2 Email: har@personainternet.com	Res: 705-693-4203 Fax: 705-693-3125
2 nd Vice President	John Jamieson, Box 326 Lively P3Y 1M4 Email: leafs1967@bell.net	Res: 705-692-4454 Fax: 705-692-7140
3 rd Vice President	Andrew Macdonald, Box 285 105 Lindsley Drive Falconbridge P0M 1S0 Email: amacdonald@personainternet.com	Res: 705-693-1687 Fax: 705-693-0573
<u>Council Directors</u>		
District #1	Ted Zajac, 124 Legion Drive South Porcupine P0N 1H0 Email: zajac.ted@gmail.com	Res: 705-235-4557 Fax: 705-235-2031
District #2	Claudette Myre, 3 Sellwood Avenue Capreol P0M 1H0 Email: cmyre@persona.ca	Res: 705-858-0616 Bus: 705-525-7280
District #3	Dan Raycroft, 100 Lawson Ave. Sault Ste. Marie P6B 4G1 Email: danandjill@shaw.ca	Res: 705-253-7231 Fax: 705-253-4949
District #4	Fred Burrows, RR #1 Englehart P0J 1H0 Email: frburrows.noha@gmail.com	Res: 705-544-7603 Fax: 705-544-7604
District #5	Keith Barton, 3 Shore Acres Blvd. North Bay, P1A 1B7 Email: kwbarton@persona.ca	Res: 705-476-7927 Fax : 705-840-2045
District #6	Mel Mousseau, Box 1642 Cochrane P0L 1C0 Email: melmouss@puc.net	Res: 705-272-5995 Fax: 705-272-5995
District #7	Dan Charette, RR1 6336 Hwy 542 Mindemoya P0P 1S0 Email: drcharette@amtelecom.net	Res: 705- 377-5406 Bus: 705-377-5311Ext 1251
District #8	George Staszak, 798 Westmount Avenue Sudbury P3A 1C2 Email: geostas@vianet.ca	Res: 705-560-8036 Fax: Sudbury Minor Office-705-560-9206
District #9	Jacqueline Morvan, 10 Brunelle Rd. N. Kapuskasing P5N 2L6 Email: jamorvan@ntl.sympatico.ca	Res: 705-335-4438 Fax: 705-335-6434
<u>NOHA Office</u>		
Executive Director	Chris May, 110 Lakeshore Dr. North Bay P1A 2A8 Email: cmay@noha.on.ca	Bus: 705-474-8851 Fax: 705-474-6019
Office Manager	Janice May Email: jmay@noha.on.ca	Bus: 705-474-8851
Administrative Assistants	Melanie Cregan Email: mcregan@noha.on.ca Charlie Penney Email: cpenney@noha.on.ca	Bus: 705-474-8851 Bus: 705-474-8851
Technical Director	Jason Marchand Email: jmarchand@noha.on.ca	Bus: 705-474-8851
Director of Officials	Glen Campbell Email: campbelg@ontera.net	Res: 705-497-3980

2011-2012 NOHA REFEREES-IN-CHIEF

DISTRICT #1	Keith Grenke 1273 Gatineau Blvd. Timmins, Ontario P4R 1E4	267-3698 (H) 267-4730 (Fax) 363-8202 (cell) fourk@ntl.sympatico.ca
DISTRICT # 2&8	Pete Fortin 96 Colonial Court Sudbury, Ontario P3A 3X5	521-0266(H) pete14@persona.ca
DISTRICT # 3	Marc Baril 9 Argyle Court Sault Ste. Marie, Ontario P6A 3K9	949-3736 (H) bariljoyal@shaw.ca
DISTRICT # 4	Eric Ouellette 60 Balsam Ave. Kirkland Lake, Ontario P2N 1W6	567-3731 (H) 568-7458 (C) eric.ouellette@live.com
DISTRICT # 5	Dennis Harling 139 Bertha Rd. Corbeil, Ontario P0H 1K0	752-4288 (H) cats_denn@hotmail.com
DISTRICT # 6	Richard Solomon 303 4 th Ave, Box 2404 Cochrane, Ontario P0L 1C0	271-5700 (C) rsolomon88@hotmail.com
DISTRICT # 7	Tom O'Grady 165 Hillside Dr. S Elliot Lake, Ontario P5A 1N2	461-8306 (H) ogradyt@email.adsb.on.ca
DISTRICT # 9	Robert Gagnon 224 Brunetville Rd. Kapuskasig, Ontario P5N 2H5	335-8132 (H) gagnonro@cscdgr.on.ca
OHF REFEREE-IN-CHIEF	Rick Morpew 17 Sandford Cr. Whitby, Ontario L1R 2R7	905-571-6475 905-571-7248 (fax) rick.morpew@bell.net
NOHA DIRECTOR OF OFFICIALS	Glen Campbell 70 Mariah St. North Bay, Ontario P1A 4M7	497-3980 (H) 474-6019 (Fax) campbelg@ontera.net

2011-2012 NOHA Referee Committee

Chairperson	John Jamieson, Box 326 Walden, P3Y 1M4 Email: leafs1967@bell.net	Res: 692-4454 Fax: 692-7140
Member	Dan Raycroft, 100 Lawson Ave. Sault Ste. Marie, P6B 4G1 Email: danandjill@shaw.ca	Res: 253-7231 Fax: 253-4949
Member	Ted Zajac, Box 338, 124 Legion Drive South Porcupine, P0N 1G0 Email: zajac.ted@gmail.com	Res: 235-4557 Fax: 235-2031
Member	Keith Barton, 3 Shore Acres Blvd. North Bay, P1A 1B7 kwbarton@persona.ca	Res: 476-7927 Fax: 840-2045
NOHA Director of Officials	Glen Campbell, 70 Mariah St. North Bay, P1A 4M7 Email: campbelg@ontera.net	Res: 497-3980 Fax: 474-6019

Resources and Materials

HC Rulebook	\$11.30
HC Rulebook/Casebook	\$16.95
NOHA Constitution	\$11.30
HCOP Officiating Manual	\$33.90
Crests	\$5.65

**** HST included in all prices**

These materials can be obtained from your District Referee-in-Chief or the NOHA Office.



NORTHERN ONTARIO HOCKEY ASSOCIATION

110 LAKESHORE DRIVE
NORTH BAY, ONTARIO P1A 2A8
PHONE: (705) 474-8851 • FAX: (705) 474-6019
www.noha.on.ca



Date: December 17, 2011

To: NOHA Officials

From: Glen Campbell

Re: Message from NOHA Director of Officials

I am very pleased to see that Officials are calling head contact infractions. This must continue for the safety of the players.

Check with your District Referee-in-Chief or the NOHA Technical Director about upcoming Grassroots Festivals being held in various communities across Northern Ontario. These Festivals provide Officials with a great opportunity to continue to improve in their craft.

If you have not been supervised this season, please contact your Referee-in-Chief to see if a supervision can be arranged.

I encourage you to attend the NOHA Development Camp in New Liskeard in April, 2012. This Camp provides us the opportunity to meet officials from various areas in the North and supply you with valuable information on how to become a better official. A Camp Application Form is located at the back of this Bulletin.

Finally, I would like to congratulate Troy Miller, Marc Baril, Pete Fortin, Dennis Harling, Alex Cruise, Chris Kellar, James Warmington, Marcus Policicchio, Adam Robinson and Joshua Jolley for being selected for the Midget AAA Provincial Championships. Also to Eric Ouellette for being chosen to attend the Ontario Winter Games in Midland.

Yours truly,

Glen Campbell
NOHA Director of Officials



NORTHERN ONTARIO HOCKEY ASSOCIATION

110 LAKESHORE DRIVE
NORTH BAY, ONTARIO P1A 2A8
PHONE: (705) 474-8851 • FAX: (705) 474-6019
www.noha.on.ca



To: NOHA Officials

Re: Media Relations

The following is a timely reminder:

When representing the OHF, an OHF Member Partner or member there of, all referees are required to uphold the NOHA Code of Conduct.

In the event a referee is approached by any member of the media to make comments or respond to questions (be it formal or informal), the following is advised:

As our referees are independent arbiters and must always be recognized publicly as such, the referees should simply (and politely) decline the opportunity and redirect the media agent to the Branch or Member Partner office.

The following is an example of what may be said:

“As I hope you can appreciate, my job is to referee hockey games. Beyond that, if you are looking for personal opinions or the official position of _____ on any particular subject or issues, it would be best if you contacted _____ I hope you understand.”

As a Federation, we of course understand that any individual has the right to hold personal opinions on any number of subjects. That said when acting on behalf of the OHF it is critically important not to say anything or act in a manner which could be perceived as contrary to our Code of Conduct or any other policy, so please bear the above in mind.



NORTHERN ONTARIO HOCKEY ASSOCIATION



108 LAKESHORE DRIVE
NORTH BAY, ONTARIO P1A 2A8
PHONE: (705) 474-8851 • FAX: (705) 474-6019
www.noha.on.ca




NOHA Code of Conduct



1. The NOHA is committed to providing a sport environment in which all individuals are treated with respect.
2. During the course of all NOHA activities, athletes, coaches, parents, directors, volunteers, staff, chaperones and others within each of the NOHA Member Associations:
 - a) Shall conduct themselves, at all times, in a fair and responsible manner and refrain from comments or behaviours that are disrespectful, offensive, abusive, racist or sexist. In particular, the NOHA will not tolerate behaviour that constitutes harassment or abuse or bullying, and;
 - b) Shall avoid behaviour which brings the NOHA and/or it's Member Associations, or the sport of hockey into disrepute, including but not limited to the abusive use of alcohol and/or non-medical use of drugs, and;
 - c) Shall not use unlawful performance enhancing drugs or methods, nor shall they engage in any activity or behaviour that endangers the safety of others, and;
 - d) Shall at all times adhere to the Hockey Canada, OHF, NOHA Member Associations operational policies and procedures, to rules governing Hockey Canada, OHF, NOHA Member Associations events and activities and to rules governing any competition in which the member participates on behalf of the OHF, NOHA and NOHA Member Associations.
3. Failure to comply with this Code of Conduct may result in disciplinary action, including, but not limited to, the loss or suspension of certain or all privileges connected with the respective Member Association and/or NOHA including the opportunity to participate in NOHA and it's Member Association activities. Such discipline may include the removal or ban from an arena, games, practices and other team activities.

Revised February 2006


RULE 6.5 - HEAD CONTACT



Rule 6.5 – Head Contact


- What is the number 1 injury in Hockey and Football
- An American survey shows 300,000 reports of concussions are submitted each season involving sports related incidents
- What hit was more severe, Crosby or the Chara hit
- How many players that you will officiate this season will play pro
- Do you want to be responsible for a player to have symptoms in the future whether he plays or not – education, work







Hockey Canada – Shared Respect

- We share a responsibility to create a safe environment to ensure players can play in the future and not have to leave the game from injuries.
- For young hockey players, if they receive 3 concussions, this probably means he should retire.
- Research reveals that multiple exposures to concussions (which is a form of brain injury) can have devastating long term effects on an individual's health. Research also shows that youth have no special ability to absorb or recover from blows to the head due to their age.






Head Contact

- The new guidelines for head contact will take some time for officials, players, coaches and fans to adjust to. It took a few years for checking from behind to become accepted and now injuries for this infraction has improved and much lower, we did our job.
-


RULE 6.5 HEAD CONTACT



- Checking to the head is now called head contact
- Although the rule's name has changed, the signal has not.
- In Minor and Female, a Minor Penalty shall be assessed to any player who accidentally contacts an opponent in the head, face or neck with his stick or any part of the player's body or equipment.
- In Minor and Female, a Double Minor Penalty or a Major and a Game Misconduct Penalty, at the discretion of the Referee and based on the degree of violence of impact shall be assessed to any player who intentionally contacts an opponent in the head, face or neck with her stick or any part of the player's body or equipment.

RULE 6.5 HEAD CONTACT

- A Major and a Game Misconduct penalty, or a Match penalty shall be assessed any player who injures an opponent under this Rule.
- A Match penalty shall be assessed any player who deliberately attempts to injure or deliberately injures an opponent under this Rule.
- Note: All contact above the shoulders (neck, face and head) is to be called Head Contact under one of the above.








Penalty Matrix

Minor – Accidental contact without injury

Double Minors – Intentional contact-NO real risk of injury


Major + GM
Intentional contact with real risk of injury
--- or ---
Accidental or intentional contact that results in
unintentional injury



Match
Deliberate attempt to injure --- or --- Deliberate injury



RULE 6.5 HEAD CONTACT




AN INFRACTION MUST BE CALLED 100% OF
THE TIME FOR ANY CONTACT TO THE HEAD,
FACE OR NECK



RULE 6.5 HEAD CONTACT

□ In Junior and Senior, a Minor and a Misconduct penalty, or a Major and a Game Misconduct penalty, at the discretion of the Referee based on the degree of violence of impact, shall be assessed to any player who checks an opponent to the head in any manner.








Rule Clarification

Head Contact is this season's Rule Emphasis

Call *Head Contact* in place of other rules when contact to the head, face or neck occurs.*




* Exception: Head contact that occurs between combatants during a fight is NOT penalized under the Head Contact rule.




SITUATION



- After the whistle, a player from Team A slashes the goaltender and a player from Team B's retaliation cannot be ignored and there is no contact over the shoulders
- Ruling – Team A minor for slashing and a minor for roughing after the whistle, Team B a minor for the infraction

SITUATION




- After the whistle, a player from Team A slashes the goaltender and a player from Team B pushes the player away making contact over the shoulders
- Ruling – Team A minor for slashing, Team B, double minor for head contact






SITUATION



- A player gives an opponent a face-wash
- Ruling - double minor



SITUATION




- After the whistle a player gives an opponent a face-wash and the opposing player retaliates with a face-wash.
- Ruling – both players receive a double minor for head contact






SITUATION



- A player goes to lift an opponent's stick and it slides up the shaft making accidental contact over the shoulders
- Ruling – minor for head contact, not high sticking. If the Referee's judgement was that it was not accidental, double minor



SITUATION




- If a taller player checks a shorter player and makes contact over the shoulders
- Ruling – double minor, the onus is on the player delivering the check




SITUATION



- Under the head contact rule, when would you assess a high sticking penalty
- If a player intimidates an opposing player or there is an attempt and no contact is made.

SITUATION




- A player targets an opposing player's chest and on the follow through makes contact over the shoulders
- Ruling – minor for head contact unless the official's judgement is that he intentionally raised his gloves calling for a double minor




SITUATION



- A goaltender brings up his blocker and shoves a player out of his crease making contact over the shoulders
- Ruling – double minor for head contact

SITUATION




- A player gives an opponent a face-wash and is assessed a double minor. When he leaves the area to be escorted off the ice he puts his gloves up to the head area of another player
- Ruling – 4 minors




SITUATION



- In Novice hockey, 2 or 3 players all fall and one of the players falls on his opponent and head contact is made, no penalty

SITUATION




- A player is about to deliver a check on an opponent and he ducks creating contact over the shoulders
- Ruling – minor for head contact unless the referee feels there was intent, then a double minor



SITUATION


□ If a player punches an opposing player in the head that in the opinion of the referee is not a fighting major, however, the force is significant, a referee may call a major and game misconduct for head contact.







Situation

A3 shoots the puck and on the follow through his stick contacts B6's facial protector. SRD.

Minor for head contact. If injury results, major and game misconduct






Situation

A3 delivers a firm body check to B6 who is a few feet off the boards which results in B6's head striking the glass. SRD.


A minor or major and game misconduct for boarding. The offending player did not make head contact







Situation

A3 is down on the ice on hands and knees. B6 moves to pursue the puck and his knee strikes A3's head.




Minor for head contact unless in the Referee's judgement it was intentional, then a double minor



Question


- Would this rule change?
- As per Rule 6.1(c) the act of grabbing or pulling an opponent's hair, facial protector, helmet or chin strap but not using it to gain an advantage or inflict punishment is penalized with a Minor or, at the Referee's discretion a Major + Game Misconduct.

Situation

A3 grabs B6's facial protector but does not use it to gain an advantage or inflict punishment. No real risk of injury occurs before the linesmen intervene. SRD.


Double minor for head contact





SITUATION

- When a player cross-checks an opponent over the shoulders, assess a major and game misconduct for head contact, not cross checking.





NORTHERN ONTARIO HOCKEY ASSOCIATION

110 LAKESHORE DRIVE
NORTH BAY, ONTARIO P1A 2A8
PHONE: (705) 474-8851 • FAX: (705) 474-6019
www.noha.on.ca



Date: December 16, 2011

To: NOHA Officials

From: John Jamieson

Re: Vulnerable Sector Checks

Officials must provide a Criminal Record Check which includes Vulnerable Sector Screening in order to officiate in the NOHA.

Regulation 10.17 from NOHA Constitution

All Officials, Supervisors, and Instructors who are 18 years of age will require a Criminal Record Check, which includes the Vulnerable Sector Screening and a search of the National Sex Offender Registry. Once the individual has been cleared, a Criminal Record Check will be required every 4 years. These Criminal Record Checks cannot be more than 6 months old when submitted as per NOHA Policy 5.7.1.

Some Officials who had to fulfill this requirement in order to officiate during the 2011/2012 season were met with a need to provide fingerprints due to a record in the RCMP database that matches their date of birth.

These Officials were told that the process of receiving results of the fingerprints could take up to six months to come back, which means that the Officials cannot be on the ice as their Criminal Record Check which includes Vulnerable Sector Screening cannot be cleared.

In order to avoid any delay, we wish to suggest to all NOHA Officials who will need to supply a new Criminal Record Check which includes Vulnerable Sector Screening to begin the process as soon as possible instead of waiting until next season. Officials will not be permitted on the ice until such time that their Check has been cleared by the District Review Person.

If you are unsure of when your Criminal Record Check expires, please contact your District Referee-in-Chief. For further clarification on the process, contact Jason Marchand at the NOHA Office.

Yours truly,

John Jamieson
NOHA Referee Committee Chair

NOHA Clarifications

For a number of years the Hockey Canada Rules' Emphasis has included the “**SHARED RESPECT INITIATIVE**” which calls for all participants in the game to respect one another. All partners share an equal responsibility to ensure the integrity of the game is upheld and we must all work together to accomplish this. Unfortunately situations continue to arise during the game where a referee has to deal with a player or a team official who behaves in an inappropriate manner. In these situations it is extremely important that an official handles the situation as calmly as possible and that their own conduct and language is always appropriate.

The purpose of this section is to draw special attention to the rules that help deal with these situations to ensure that all officials are applying the rules correctly and consistently.

Rule 9.2 – Harassment of Officials, Unsportsmanlike Conduct/Misconduct

Rule 9.2(a) – A Minor penalty shall be assessed to any player or team official who challenges or disputes the ruling of any official during the game or who displays unsportsmanlike conduct.

If the player or goaltender persists, he shall be assessed a Misconduct penalty and any further disputes will result in a Game Misconduct penalty being assessed to the offending player or goaltender. If a team official persists, he shall immediately be assessed a Game Misconduct penalty.

A Referee is not required to assess a Minor penalty under this rule before assessing the Misconduct or Game Misconduct, but may assess either of these penalties initially.

NOHA Clarification

- Rule 9.2(a) to be applied when a player or team official disputes or challenges the rulings of an official but profane or abusive language is not used.
- Use OHF penalty codes M20 and GM20 for this rule.
- Should assess the Minor penalty first.
- If after assessing the Minor penalty, the player or team official continues to dispute or challenge, assess the player a Misconduct penalty (M20) or the team official a Game Misconduct penalty (GM20).
- If after assessing the player a Misconduct penalty, the player continues to dispute, assess the player the Game Misconduct (GM20).
- Communicate your Minor and Misconduct calls verbally and/or by using the appropriate signals, as these are the warnings for the player or team official to stop their inappropriate actions.

Rule 9.2(b) – A Misconduct Penalty shall be assessed to any player who:

- (1) uses obscene, profane or abusive language or gestures to any person.*
 - (2) persists in disputing or shows disrespect for the ruling of any official.*
 - (3) intentionally knocks or shoots the puck out of reach of an official who is retrieving it.*
- A player who, after receiving a Misconduct penalty, persists in any of the actions of (b) above shall be assessed a Game Misconduct penalty.*

Note: In the case of a team official, a Bench Minor penalty shall be assessed instead of a Misconduct penalty. A team official after receiving a Bench Minor penalty would receive a Game Misconduct penalty if the actions continue. A Referee is not required to assess a Bench Minor penalty under this rule before assessing the Game Misconduct penalty.

NOHA Clarification

- Rule 9.2(b) to be applied when a player or team official uses obscene, profane or abusive language or gestures to any person including the referee(s).
- Use OHF penalty codes M21 and GM21 for this rule.
- If after assessing the Misconduct (player) or Bench Minor (team official), the player or team official continues to dispute or challenge using obscene, profane or abusive language then assess the player or team official a Game Misconduct penalty (GM21).
- Communicate your Misconduct and Bench Minor calls verbally and/or by using the appropriate signals, as these are the warnings for the player or team to stop their inappropriate actions.
- It is appropriate to assess a GM21 after assessing a Minor penalty under Rule 9.2(a) if the player or team official begins using obscene, profane or abusive language after you assess the initial penalty for disputing.
- Similarly it is appropriate to assess a GM20 if the player or team official continues to dispute, but does not use obscene, profane or abusive language after being assessed the initial Misconduct (player) or Bench Minor (team official) penalty under Rule 9.2(b).

QUESTION: What if the player or team official continues his inappropriate behaviour after being assessed a GM20 or GM21 and/or refuses to leave the bench?

ANSWER: You have two options:

- Assess the player or team official a Gross Misconduct for making a travesty of the game, and/or
- Use Rule 10.14(e) Refusing to Start Play

Rule 10.14(e) – Refusing to Start Play

If a player or team official refuses to leave the bench or playing area after he has been assessed a Game Misconduct penalty, Gross Misconduct penalty or Match penalty, TWO MINUTES after being ordered to do so by the Referee, the game or series shall be suspended. The team officials and/or players of the teams which are responsible for any of these actions may be suspended for one year or more from the date of the infraction. The Referee shall report full details of the incident to the President.

If a team after being ordered to return, does return to start play, then a Major penalty and a Game Misconduct shall be assessed to the Coach for Delay of Game. If this infraction occurs in the last two minutes of regular playing time or any time in overtime, a Penalty Shot (in addition to the Major penalty and Game Misconduct) shall be awarded against the offending team, as stated in Rule 10.1 (e)-Delay of Game.

NOHA Clarification

You will want to do whatever you can to diffuse the situation before having to apply this rule. It should be used only as a last step after all other efforts have failed. Use the following procedure as a guideline:

- Calmly explain to a team official or Captain what is happening. Advise him that once the clock starts that the Coach will also receive a Major penalty and Game Misconduct even if the offending player or team official leaves during the countdown. Give the Coach the opportunity to address the situation.
- Skate over to the penalty bench area and have the timekeeper put 2:00 minutes on the clock.

- If the Coach is unwilling or has been unable to resolve the situation, skate back to the bench and advise the Coach that you are now “ordering” the offending player or team official to leave and that he has 2:00 minutes to do so or the game will be suspended.
- Signal or tell the timekeeper to start the clock. In this situation, if the team remains on the bench, put the 2:00 on the clock, if the team has left the ice, the officials are to time the 2:00.
- If the offending player or team official leaves during the 2:00 minute countdown, then assess a Major Penalty and Game Misconduct to the Coach, put someone in the box to serve the Major penalty and resume the game.
- If the offending player or team official does not leave during the 2:00 minute countdown then advise both teams that the game has been suspended.
- In either case, give a full report of the incident on the back of the Official Gamesheet. You should also keep a copy of your report for yourself.

Note: You should also use this procedure when dealing with Rule 10.14(a) – Refusing to Start Play.

Officials are not to assess Gross Misconducts for verbal abuse. A Gross Misconduct may be assessed after a sequence has occurred. For example, the official has assessed a Misconduct and Game Misconduct to a player and now that player throws his stick or skates around the ice not leaving and makes a few more remarks. Assess only one Gross Misconduct if the player continues to make a travesty of the game, however, make sure you write up the entire incident so that the NOHA can add suspensions for the player’s behaviour.

Rule 9.5 – Leaving the Players’ or Penalty Bench and Rule 10.15 – Start of Game and Periods

GM 33 comes under Rule 9.5

(a) It states, no player may leave the players bench or penalty bench at any time during a fight on the ice, or for the purpose of starting a fight. Substitutions made prior to the fight shall be permitted, provided the players so substituting do not enter the fight.

(b) For a violation of Rule 9.5 (a), a double minor penalty shall be imposed on the player of the team who was the first to leave the player’s or penalty bench during a fight. If players of both teams leave their respective benches at the same time, the first identifiable player of each team to do so shall incur a double minor penalty. A game misconduct penalty shall also be imposed on any player penalized under this section, plus any other penalties he may incur.

NOTE: The coach would be assessed a GM 33 under Rule 9.5 (a). A GM 33 would be assessed to the coach if this occurs at anytime up to the conclusion of the game.

In order for a coach to be assessed a GM 33, a double minor and game misconduct must have been assessed on a player who was the first to leave the player’s or penalty bench during a fight.

Penalty to coach is automatic as a result of a player receiving a GM 33.

Coach not to be ejected from the current game as a result of this penalty being assessed.

If it occurs after the conclusion of the game, the coach would be assessed a GM 81.
(Replaces GM 33)

For a player, GM 33 would be assessed under Rules 9.5 (a) and (b) during or after the game and the minor penalty code is **FLPB - first to leave players bench or penalty bench – New Code**

NOTE: When a player leaves the penalty bench early under Rule 9.5 (d), the code for the minor penalty is **LPB – leaving players’ bench – New Code**

GM 10.15 comes under Rule 10.15 (e)

(e) At the end of each period, all players must remain on their respective player’s or penalty bench until directed off by the Referee. The visiting team shall leave the ice first, unless otherwise directed by the Referee. Failure to comply shall result in a bench minor penalty. Any unusual circumstances shall be reported to the President.

NOTE: A GM 10.15 shall be assessed to the coach of any team that fails to comply with this rule at the end of the game if an altercation that results in penalties of any kind is either in progress as the game ends or begins after the game has ended.

Conflict - Abuse of Officials

Conflict with players, coaches and fans is not an easy issue to deal with. There are a number of procedures that can help you deal with these situations.

There will always be some form of abuse and you have to expect this to happen. Officials that are consistent with their calls, show confidence and knowledge of the rules will have a decrease in abuse. Showing respect for the players and coaches will also prove to be beneficial.

Dealing with players - It is very important that officials understand reverse abuse will not be tolerated. There are penalty options for officials when a player verbally abuses an official, however the player has no alternative but to listen or become more frustrated. When an official makes any comment, they are inciting the player into further penalties. Verbal abuse is not to be tolerated. The proper procedures are as follows: unsportsmanlike or bench minor, Misconduct or Game Misconduct with the understanding that depending on the situation, a Misconduct or Game Misconduct may be called immediately. You may expect abuse after calling a penalty, on a disputed goal situation, a close line call, or not calling a penalty when everyone else disagrees. You may avoid verbal abuse by: skating in an arc away from the penalized player, be decisive in waving off or counting a goal, be confident in your line calls and admit a mistake if you made one. The official not being abused should step in and try to calm the player down. An official must always remain soft spoken when speaking to a player or coach on a one to one basis.

Dealing with coaches - Do not treat a coach as the enemy but as a co-worker. You are both there hopefully for the same reason, to allow young players to play a safe, fair and fun game. Young officials should not be encouraged to go to the bench. They are to use common sense, realizing the players may be very young and that a coach may require an explanation. If a coach is arrogant, or appears upset, it is not a good idea to approach the bench. If it looks like the coach does not understand a rule interpretation or is being polite, you may give him the opportunity to ask you a question. This should not be ongoing. The officials that do go to the bench should make their answer quick and to the point. All officials must understand, any verbal abuse or gestures is not acceptable, and a Bench Minor or a Game Misconduct must be called. They must not get into any verbal confrontations with team officials.

Dealing with fans - This is why most officials leave the game. Most fans abuse officials because they do not know the rules and are usually one sided. Game officials must never enter into a conversation with any spectator. An official being harassed by a spectator should avoid the situation by ignoring their comments. Remaining professional at all times will prevent verbal abuse. Acknowledging the fans comments only encourages them. If the verbal attacks become more violent, or physical, do not retaliate. Contact the local police. This includes inside and outside the building.

To sum up, domineering officials upset the players. In order to earn respect, you must show respect. Gaining respect from the coaches will be to your advantage. This can be accomplished by being consistent, hustling and showing enthusiasm. When unsportsmanlike acts occur – whether directly involving an official or not – these acts should be penalized in a calm but quick manner. All conversations are controlled by the official, as to where, when and what is said.



NOHA EQUIPMENT POLICY



Situation	Helmet	Facial Protector	Throat Protector	Mouth Guard
<p>During the pre-game warm-up, player fails to wear or wears protective equipment improperly (i.e. Not worn or fastened as intended by Hockey Canada and the manufacturer.)</p>	<p>Report to President. No penalty Assessed. Rule 3.6 (b)</p>	<p>Report to President. No penalty Assessed. Rule 3.6 (b)</p>	<p>No penalty or warning. Player leaves until proper equipment worn</p>	<p>No penalty or warning. Player leaves until proper equipment worn</p>
<p>Player on the player's or penalty bench fails to wear protective equipment or wears protective equipment improperly (i.e. Not worn or fastened as intended by Hockey Canada and the manufacturer.)</p>	<p>1st. Offence= Team warning Minor for Ineligible player issued thereafter Rule 3.6 (b) Note 4</p>	<p>1st. Offence= Team warning Minor for Ineligible player issued thereafter Rule 3.6 (b) Note 4</p>	<p>No penalty or warning</p>	<p>No penalty or warning</p>
<p>Protective equipment worn is not certified (by CSA or BNQ) or is modified. Examples: equipment is damaged or has components missing-(i.e.-ear pieces CSA sticker)</p>	<p>Minor for Illegal Equipment Rule 3.6 (e) [See also situation 10 thru 13]</p>	<p>Minor for Illegal Equipment Rule 3.6 (e) [See also situation 10 thru 13]</p>	<p>1st. Offence= Team warning. Misconducts (M14) thereafter. Rule 3.6 (f)</p>	<p>Not applicable</p>



NOHA EQUIPMENT POLICY



Situation	Helmet	Facial Protector	Throat Protector	Mouth Guard
<p>Protective equipment worn improperly (i.e. not worn as intended by Hockey Canada or the manufacturer while on the ice during play. Examples: helmet or visor worn in a tilted/offset manner, mouth guard not worn over the teeth, throat protector too low, not actually covering the throat</p>	<p>1st. Offence= Team warning Misconducts (M14) thereafter. Rule 3.6 (d)</p>	<p>1st. Offence= Team warning Misconducts (M14) thereafter. Rule 3.6 (d)</p>	<p>1st. Offence= Team warning Misconducts (M14) thereafter. Rule 3.6 (f)</p>	<p>1st. Offence= Team warning Misconducts (M14) thereafter. Rule 3.6 (g)</p>
<p>Player fails to wear or properly wear protective equipment while on the ice during the game (i.e. equipment that is improperly fastened, helmet comes off)</p>	<p>If player participates in the play, Minor for Ineligible Player. Otherwise no penalty Rule 3.6(c) refer to situation 5</p>	<p>If player participates in the play, Minor for Ineligible Player. Otherwise no penalty Rule 3.6 refer to situations 1 and 2</p>	<p>1st. Offence= Team warning. Misconducts (M14) thereafter. Rule 3.6 (f)</p>	<p>1st. Offence= Team warning. Misconducts (M14) thereafter. Rule 3.6 (g)</p>



NOHA EQUIPMENT POLICY



Situation	Chinstrap	Helmet		
A player undoes his chinstrap or removes his helmet to incite or challenge an opponent and no fight occurs	Misconduct	Misconduct		
Any player who removes their helmet or undo their chinstraps before or during a fight	Gross Misconduct	Gross Misconduct		
A player undoes his chinstrap or removes his helmet to challenge or incite an opponent and a fight occurs. His opponent does not undo his chinstrap or remove his helmet	Gross Misconduct and an additional Minor	Gross Misconduct and an additional Minor		
If players undo each other's chin strap or remove each other's helmets prior to the fight	Gross Misconduct	Gross Misconduct		

GAME SHEET COMPLETION

Each year, new timekeepers arrive. Some have little experience and most have no training as to how to complete games sheets or the proper coding of infractions. We rely upon you to give them sound advice and guidance as they “learn the ropes”. And, you must be diligent in ensuring that the Official Game Sheet is correct and complete.

For example, you need to ensure that:

- The teams are listed and correct
- The players and coaches names are legible
- And especially, PENALTIES listed and properly defined

Players have been assessed major penalties BUT the information is not shown. This results in players not serving suspension. We must be diligent with details on the front of the sheet. For example, Major Checking from Behind shows as follows:

Per.	No.	Serv	Player	Min	Code Infraction	Off	Start	On
2	14	14	Smith	5	CFB	3:26	3:26	
2	14	15	Smith		GM51	3:26	3:26	

Without the 2nd line, the player does not serve the mandatory 3 games.

CLARIFICATION – PROTECTIVE EQUIPMENT

Rule 3.6 (f) and (g) – The warning that is to be given shall be given at the first stoppage of play.

Rule 3.6, Situation 1 – Cannot supersede Rule 3.6 (f) or (g), therefore there would be no penalty for a player not wearing or properly wearing their throat protector or mouth guard. There referee in this case would issue the team warning to the coach as stated in the rule and then proceed accordingly.

OFFICIALS REGISTRATION

Officials who registered with the NOHA this season (2011/2012) must be pre-registered for a clinic in the HCR before they can officiate next season (2012/2013). In addition, these Officials must have a Criminal Record Check which includes Vulnerable Sector Screening that has been cleared by the District’s Review Person and has not expired.

GOALTENDER SOCKS

Please note that a goaltender does not have to wear team socks under their goalie pads. Skaters, however, must wear the appropriate team socks as per Rule 3.6 (a) as they must cover the shin pads.

NOHA WEBSITE

The NOHA in conjunction with the NOHA Director of Officials Glen Campbell have been working on an Officiating section on the NOHA website. Please view this area and submit comments or suggestion to Glen. The site can be found at www.noha.on.ca.

OFFICIALS E-MAIL DATABASE

An e-mail database has been put together of all registered officials in the NOHA. Throughout the season, officials will receive a copy of the second NOHA Bulletin, clarification on rules as well as any other important information relating to officiating.

If you do not wish to receive this information via e-mail, please contact Jason Marchand at the NOHA Office. As per the NOHA Privacy Policy, your contact information will not be shared and will be used only to send information regarding the NOHA Officiating Program.

Please advise the NOHA Office if your e-mail address changes.

GRASSROOTS FESTIVALS

The NOHA has planned to host several Grassroots Festivals over the remainder of the season. These Festivals provide an Official to continue to develop and learn from some of the best instructors in Northern Ontario.

January 7, 2012 – Lively Level III Seminar

January 28, 2012 – Matheson Level III Seminar

February 4, 2012 - Moosonee

February 12, 2012 – Sturgeon Falls

If you are interested in attending one of these Officiating Seminars, please contact Jason Marchand at jmarchand@noha.on.ca.

ENCROACHMENT

It has been noted that officials are not calling encroachment. We must be consistent throughout the North by calling encroachment at all face-offs including the neutral zones, whether it is Minor Hockey or Junior A. If you allow players to move in behind your partner when he/she is dropping the puck, you are allowing the opportunity of him/her being injured when backing up to get into position. Take more control of your face-offs if a team is late arriving to the face-off area, not immediately taking a proper position or early movement.

SKATE LACES

The Ontario Hockey Federation (OHF) reminds you that you are only allowed **White Laces** in your skates.

OFFICIALS APPEARANCE

All Officials must have the Hockey Canada Crest and the Canada Flag/NOHA crest on the arms of their sweaters and the NOHA or OHF Chest crest on the front of their sweaters. In addition, all NOHA Officials must wear a BNQ-approved Throat Protector on the ice.

Also, when Officials are coming out on to the ice their sweaters are undone, helmets not fastened, visors not done up, chin straps undone or hanging so far down it would be impossible to give a player a penalty or warning for the chin strap violation. **Please ensure you look professional when you are representing yourself and the NOHA.**

POSITION OF HOCKEY CREST AND CANADA FLAG/NOHA AND OHF CREST

It has been brought to our attention that some Officials still have not replaced their OHF and NOHA Crests. As a reminder, please see below the positioning of each crest:

Hockey Canada Crest: On the RIGHT arm, approximately 3” below the shoulder seam.

Canada Flag and OHF Crest: On the LEFT arm, approximately 3” below the shoulder seam.

NOHA Chest Crest: On the LEFT chest.

If you require any of these crests, please contact your District Referee-in-Chief or the NOHA Office.

WRITE-UPS

The NOHA Referee Committee has some concerns with write-ups on the game sheets. Any write-up must be sent to the NOHA office within 24 hours of the game. Once copies of the game sheet have been given to the teams, no penalties are to be added to the white original. Always check the front of the game sheet to make sure that all the penalties have the proper codes, any write-up on the back of the sheet must have the appropriate penalty and code on the front the sheet. If you have written up a coded penalty on the front of the game sheet, you must write up your description of the events that took place on the ice on the back of the game sheet.

PENALTIES AFTER THE GAME

The following is the procedure that must be followed if a penalty occurs after the game is over and the score sheets have been distributed (such as in the lobby or the parking lot). The Officials are to write a letter explaining what has transpired and forward it along with the game sheet to the NOHA Office and the Official must contact their NOHA Executive member and let them know what has happened. Please make sure that you keep a copy of your letter.

REFEREE-IN-CHIEF CONFERENCE CALL

The NOHA Referees-in-Chief will be participating in a Conference Call with the NOHA Director of Officials in January. If you have any questions, comments or concerns that you would like brought forward please contact your District Referee-in-Chief.

INSURANCE REFUNDS

If an Official is part of a team such as a player, Coach, Manager or Trainer then they are entitled to an Insurance refund.

The following is the NOHA Policy for refunds:

- 1- If the Association pays the Officials registration fees, then the Association gets the Insurance refund.
- 2- If the Official pays their own registration fees, then the Official gets the Insurance refund.

The Association or Official must submit in writing as to why any Insurance refund should be issued. You must state the name of the Association, Team, Division and category (such as West Ferris Minor Hockey Association, Bell Canada, Atom AA). No one can make this request before February 10th of each year.

PENALTIES REQUIRING SUSPENSIONS

Under no circumstances are you to suggest how many games a player or team official is to be suspended for their actions. They are to be told to contact the NOHA Office or the NOHA Council Director of their area.

REMEMBER - SILENCE CANNOT BE MISQUOTED.

NOHA Officiating Program Levels and Policies

POLICIES

Upgrading Procedures

- Level 1** Attends a re-certification clinic
- Level 2-1** Referee-in-Chief has the authority to invite officials
- Level 2** Referee-in-Chief sends upgrade recommendation form to the NOHA for approval
- Level 3-1** Referee-in-Chief has the authority to invite officials
- Level 3** Referee-in-Chief sends upgrade recommendation form to the NOHA for approval.

Officials can attend a recertification clinic and write the Level 3-1 recertification examination with the recommendation from the Referee-in-Chief. In order for officials to receive their full Level 3, they must write the OHF Level 3 examination. The District Referee-in-Chief must submit their recommendation along with two (2) supervisions and their Level 3 examination. There will be no re-writes for the new level 3-1's. Districts may conduct a level 3 clinic.

- Level 4-1** Director of Officials recommends officials to NOHA office for approval
- Level 4** A Supervisor appointed by the NOHA Director of Officials will supervise official and send recommendations to the NOHA. The official must also complete five supervisions in order to receive their full Level 4.
- Level 5-1** Director of Officials recommends officials to the NOHA for approval
- Level 5** A Supervisor appointed by the NOHA Director of Officials will supervise official and send recommendations to the NOHA. The official must also complete five supervisions in order to receive their full Level 5.
- Level 6-1** Director of Officials recommends officials to the NOHA to send to Hockey Canada for approval
- Level 6** Hockey Canada sends in a Supervisor

A successful request will result in the forwarding of the HCOP Certification Certificate and Sticker and Letter of Congratulations to the Official. If the request is denied, the District Referee-in-Chief will be advised as to the reasons why and will pass on to the Official how they can improve to the standard required to obtain their full certification.

OHF CHAMPIONSHIPS

On-ice Officials shall be appointed by the Host Division in conjunction with the OHF Referee-in-Chief and the host centre. This season, two OHF Championships will be hosted in the NOHA: Nickel City Hockey Association will host the Pee wee AA and Hearst will host the Bantam A.

The NOHA District Referee-in-Chief and NOHA District Council Director will appoint the on-ice Officials and these officials must be approved by the NOHA Referee Committee.

* Nominations must be submitted to the NOHA Office, 4 weeks prior to the championship.

* All costs for Officials shall be the responsibility of the Host Centre.

* All on-ice Officials must wear the OHF Officials Crest on the left chest of the sweater.

* On-ice Officials shall be of the following MINIMUM Hockey Canada Officiating Program (HCOP) level as listed:

		MINIMUM LEVEL REQUIRED	MINIMUM LEVEL REQUIRED
	TWO OR THREE OFFICIALS	<u>REFEREE</u>	<u>LINESMEN</u>
ATOM A	THREE	3	2
ATOM AA	THREE	3	2
PEEWEE A	THREE	3	2
PEEWEE AA	THREE	3	2
BANTAM A	THREE	3	2
BANTAM AA	THREE	3	2
MIDGET A	THREE	3	2
MIDGET AA	THREE	3	2

OHF Official Game Report Penalty Codes & Abbreviations 2011 – 2012

Minor Hockey

Misconducts & Game Misconducts

<u>Code</u>	<u>Infraction</u>	<u>HC Rule</u>
M10	Throwing Stick Over Boards	9.8 (d)
M11	Refusing to Surrender Stick for Measurement	3.3 (f)
M12	Player Interference/Distracton During Penalty Shot	4.9 (f)
M13	Goalkeeper Violation/Infraction During Penalty Shot	4.9 (f)
M14	Equipment/Facemask Worn Incorrectly	3.6 (d, f)
M20	Disputing Call of Official	9.2 (a)
M21	Harassment of Official/Unsportsmanlike Conduct	9.2 (b)
M22	Inciting	9.2 (e)
M23	Entering Referee's Crease	9.2 (g)
M34	Failure to go to the Players' Bench or Neutral Area	6.7 (g)
M35	Failure to go directly to Penalty Bench	9.2 (d)
M71	Head Contact (Minor + 10 Minutes)	6.5 (a)
GM20	Disputing Call of Official	9.2 (a)
GM21	Disputing Call with Official: Verbal Abuse of a Game Official	9.2 (b)
GM26	Second Misconduct – Same Game	4.5 (c)
GM28	Interference from the Bench	7.3 (c,d)
GM30	Fighting	6.7
GM31	2nd Fight, Same stoppage of play (3rd, 4th, etc...)	6.7 (h)
GM32	Player(s) 3rd, 4th, 5th Man into Fight	6.7 (h)
*GM33	Leaving the Players bench or Penalty Box	9.5
*GM33	Coach identified as having the 1 st Player leave the players' bench or penalty bench and GM34	9.5
GM34	Leaving the Penalty Box to start a fight	9.5 (a)
GM36	Instigator (minor + Game)	6.7 (b)
GM37	Aggressor (minor + Game)	6.7 (b)
GM39	Hairpulling, Grab Face Mask/Helmet/Chin Strap (Major + Game)	6.1 (d)
GM50	Checking from Behind (Minor + Game)	6.4 (a)
GM51	Checking from Behind (Major + Game)	6.4 (a)
GM53	High Sticking (Major + Game)	8.3 (b)
GM54	Cross Checking (Major + Game)	8.2 (a,b,c,d)
GM55	Slashing (Major + Game)	8.4 (a,b)
GE56	Game Ejection	4.6
GM57	Boarding/Body Checking (Major + Game)	6.2
GM58	Elbowing/Kneeing (Major + Game)	6.6
GM59	Charging (Major + Game)	6.3
GM63	Discriminatory Slur	9.2 (f)
GM64	Trash Talking	9.2 (a)
GM68	Kick Shot (with injury - Major + Game)	9.4
GM71	Head Contact (Double Minor + Game)	6.5 (b)
GM72	Head Contact (Major + Game)	6.5 (b)
GM73	Tripping (Major + Game)	7.4 (a,b)
GM74	Interference (Major + Game)	7.3 (a,b,e)
GM75	Holding (Major + Game)	7.1 (a,b)
GM76	Hooking (Major + Game)	7.2 (a,b)
GM77	Roughing (Major + Game)	6.7 (k,i)
GM78	Goaltender Drop Kick Puck (with injury – Major + Game)	4.11 (f)
GM79	Refusing to Start Play (Coach – Major + Game)	10.14 (a)
GM80	Team Official Interference/Distracton During Penalty Shot	4.9 (f)
GM81	Leaving the Bench without Clearance from the Referee (Assessed to coach if altercation results in penalties at end of game)	9.5 (i)

OHF Official Game Report Penalty Codes & Abbreviations 2011 – 2012

Minor Hockey

*GM33 - Coaches' penalty will be noted on the front and back of the game sheet of the Official's copy only. Penalty to Coach is automatic as a result of a player receiving a GM33. Coach not to be ejected from the current game as a result of this penalty being assessed.

Match Penalties

Code	Infraction	HC Rule
MP24	Threatening an Official	9.6 (a)
MP25	Physical Abuse of an Official	9.6 (b, c)
MP29	Spitting	9.7
MP38	Fighting - Ring or Tape on Hand (s)	6.7 (e)
MP40	Attempt to Injure	6.1
MP41	Deliberate Injury	6.1
MP42	Butt Ending	8.1
MP43	Grabbing Face Mask/Helmet/Chin Strap	6.1 (d)
MP44	Hair Pulling	6.1 (d)
MP45	Kicking	6.1 (c)
MP46	Spearing	8.5
MP47	Head Butting	6.1 (b)
MP52	Checking from Behind	6.4
MP72	Head Contact	6.5 (d,e)

CLARIFICATIONS

These are minimum suspensions. Additional suspensions will be imposed wherever conditions and circumstance warrant.

It is the responsibility of each team manager and / or coach to ensure their players sit out their appropriate suspensions. When in doubt as to the relevant suspension, contact the association office.

Gross Misconducts

Code	Infraction	HC Rule
GRM60	Travesty of the Game	4.7
GRM61	Obscene Gesture	4.7
GRM62	Removing Helmet and/or chinstrap	3.6 (c)
GRM63	Discriminatory Slur	9.2 (f)
GRM66	Head Butt - Team Official (Double Minor + Gross)	6.1 (b)
GRM67	Butt End - Team Official (Double Minor + Gross)	8.1
GRM68	Spearing - Team Official (Double Minor + Gross)	8.5
GRM69	Goaltender Refusing to Remove Mask for Identification	3.5 (d)

If unable to contact the league office, sit player(s) in question out until clarification can be obtained.

These suspensions are in addition to game incurred.

Match Penalty reports will be forwarded to the appropriate Member Partner for further review.

Minor and Major Penalty – Abbreviations

AGG	Aggressor	HO	Holding
BC	Body Checking	HP	Handling the Puck
BDG	Boarding	HS	High Sticking
BM	Bench Minor	IE	Illegal Equipment
BRS	Broken Stick	IP	Ineligible Player
BUTT	Butt Ending	INS	Instigator
CC	Cross Checking	INT	Interference
CFB	Checking from Behind	INTGT	Interference/Protection of Goalie
CHG	Charging	KNE	Kneeing
DE	Dangerous Equipment	LPB	Leaving Penalty Bench
DG	Delay of Game	PS	Penalty Shot
ELB	Elbowing	RAW	Roughing After the Whistle
FI	Fighting	RH	Removes Helmet
FLPB	First to Leave Players'/Penalty Bench	RO	Roughing
FMSK	Face Masking	SL	Slashing
FOP	Falling on the Puck	SP	Spearing
GLC	Goalie Leaving Crease	TMM	Too Many Men
HB	Head Butting	TR	Tripping
HC	Head Contact	TS	Throwing the Stick
HKG	Hooking	USC	Unsportsmanlike Conduct

Penalty Coding			
2	Minor Penalty (2 Minutes)	GM	Game Misconduct Penalty
5	Major Penalty (5 Minutes)	GRM	Gross Misconduct Penalty
10	Misconduct Penalty (10 Minutes)	MP	Match Penalty
		GE	Game Ejection

Hockey Canada Officiating Program
2011 / 2012
Level I-VI Exam



Directions:

1. This Exam consists of 65 multiple-choice questions.
2. Print your name and level on the answer sheet provided and select the best answer from the choices provided. Do not put any marks on the examination booklet.
 - A) Level II officials answer the first 45 questions.
 - B) Level III officials answer the first 55 questions.
 - C) Level IV, V and VI officials complete all 65 questions.
3. You will be given Sixty Minutes to complete the examination.
4. Hand in both the answer sheet and the examination booklet when you have finished.
5. The percentage required to successfully complete the theory portion is as follows

Level II	70 % (32/45)
Level III	80 % (44/55)
Level IV	80 % (52/65)
Level V	90 % (59/65)
Level VI	90 % (59/65)



Hockey Canada Officiating Program 2011/2012 Level I-VI Exam

1. **[Procedures]** Which official in the Two Referee system is responsible for conducting the line change procedure?
 - A. The official dropping the puck
 - B. Either official can perform the procedure
 - C. The official who is not dropping the puck
 - D. Both officials to ensure the teams get the message

2. **[HCOP Section 4 - Procedures for Referees]** When does the referee use the line change procedure?
 - A. At each stoppage of play
 - B. When the visiting team is conducting a change
 - C. Only when the face-offs take place in an end zone
 - D. Every other stoppage of play

3. **[Rule 10.2 f – Situation 10]** Under what circumstances are face-offs conducted at centre ice?
 - A. At the start of each period & following the scoring of a goal
 - B. On a premature substitution of the goaltender (unless otherwise covered in the rules)
 - C. On any face-off as a result of an error in calling “icing the puck”
 - D. All of the above situations

4. **[Procedures]** The end-zone position for the Referee or lead official in the 2 Referee system is called:
 - A. The Turbine
 - B. The Cone
 - C. The Switch
 - D. The Deep Freeze

5. **[Rule 9.8c]** What penalty will be assessed A6 who, is in her defensive zone and throws the shaft of her broken stick towards the side boards but not at the puck or puck carrier?
 - A. A Minor penalty for Throwing the Stick
 - B. A Major penalty for Throwing the Stick
 - C. A Major penalty and Game Misconduct
 - D. Award a Penalty Shot

6. **[Rule 4.9 Situation 6]** During a penalty shot, the player performs a spin-o-rama move. Is it legal?
 - A. No, because the player has preceded the puck
 - B. No, because the puck must always be moving forward
 - C. Yes, as long as this is a continuous motion
 - D. Yes, if the player has crossed the blue line

7. **[HCOP Manual – Off-side, Section 7]** What is the determining factor for an off-side when the puck has completely crossed the blue line?
 - A. The position of the puck
 - B. The position of the player's stick
 - C. The position of the player's body
 - D. The position of the player's skates



Hockey Canada Officiating Program

2011/2012 Level I-VI Exam

8. **[Rule 10.2f, Situation 18]** When players from both teams are assessed penalties and the stoppage of play occurs in the end zone, where does the face-off take place?
- A. At the face-off dot nearest the neutral zone
 - B. At the end face-off dot nearest to where the stoppage of play occurred
 - C. At centre ice
 - D. At the other end of the ice
9. **[Rule 10.2g]** A pass is made from just outside Team A's end zone causing an off-side at Team B's blue-line. Where is ensuing the face-off located?
- A. At centre ice face-off spot
 - B. At the nearest neutral zone face-off spot outside Team A's defending zone
 - C. At any neutral zone face-off spot
 - D. At the spot where the play was stopped
10. **[Rule 3.6c]** Should the helmet of a player come off while play is in progress, such player shall replace the helmet (properly fastened) or shall proceed to the players' bench for a substitution. If such a player participates in the play in any manner without his helmet, the referee shall:
- A. Stop play immediately and assess a Minor penalty for an "ineligible player"
 - B. Stop play immediately and allow the player to pick up his helmet
 - C. Stop play immediately and send the player to the players' bench
 - D. Signal a delayed penalty and assess a Minor penalty
11. **[Rule 2.6g Situation 5]** At a stoppage of play, it becomes apparent that a player is injured. Play was not stopped as a result of the injury. Does this player have to leave the ice?
- A. No, because the injured player did not cause a stoppage of play
 - B. Yes and the referee must assess a Minor penalty for delay of game
 - C. The injured player must leave the ice if he causes a delay in the resumption of play or if the trainer comes onto the ice
 - D. No, because the trainer must come to the aid of the injured player
12. **[Rule 3.6g]** Any player wearing a neck guard improperly shall be assessed:
- A. A Minor penalty
 - B. If this is the first offence by his team in the game - a warning is given to the team's coach
 - C. Subsequent offences call for a Misconduct penalty
 - D. First "B" and then "C"
13. **[Rule 6.5]** In a Minor Female hockey game a player while checking a player in front of the net makes intentional contact with her opponent in the head with her elbow. What penalty must be assessed?
- A. A Minor Penalty for Head Contact
 - B. A Major Penalty + a Game Misconduct for Head Contact
 - C. A Minor Penalty + Misconduct for Head Contact
 - D. A Double Minor Penalty or a Major and a Game Misconduct Penalty for Head Contact, at the discretion of the Referee and based on the degree of violence of impact.



Hockey Canada Officiating Program 2011/2012 Level I-VI Exam

14. **[Rule 4.2e]** Any player that incurs a total of three or more stick infraction penalties during the same game shall be ejected from the game. For the purpose of this rule, what infractions are considered stick infractions?
- A. High-sticking, spearing, slashing, crosschecking, hooking
 - B. High-sticking, crosschecking, slashing, spearing, butt-ending
 - C. Slashing, hooking, tripping, high-sticking, spearing
 - D. Spearing, tripping, butt-ending, hooking, high-sticking
15. **[Rule 6.3b]** What is the referee's decision when a player charges a goaltender while he is in his crease?
- A. A Major penalty
 - B. A Minor penalty
 - C. A Major penalty and a Game Misconduct penalty
 - D. Stop the play, make sure that the goaltender is not injured and conduct the face-off in the neutral zone
16. **[Rule 10.4c]** An attacking player kicks the puck with one or both of his skates and the puck goes directly into the opposing net, or after being kicked, the puck deflects off any player or a stick and goes into the net. What is the referee's decision?
- A. The goal is allowed
 - B. The goal is allowed but no assist is given out
 - C. The goal is allowed but only one assist can be given
 - D. The goal is disallowed
17. **[Rule 6.1f]** What penalty shall be assessed any player who deliberately attempts to or deliberately injures an opponent with a slash, high stick or cross-check?
- A. A double Minor penalty
 - B. A Minor or Major penalty and Game Misconduct at the referee's discretion
 - C. A Major penalty
 - D. A Match penalty
18. **[Procedures]** When conducting the face-off procedure in the 3 Referee system, in the end-zone, it is important for the Referee to:
- A. Wave to the fans
 - B. Move into the end-zone face-off circle opposite the puck drop and make eye contact with the benches
 - C. Face the penalty box
 - D. Face the linesman dropping the puck
19. **[Rule 7.2a]** A player uses the shaft of his stick above the upper hand to hold or hook an opponent. What penalty must be assessed?
- A. A Minor penalty for butt-ending
 - B. A double Minor penalty for butt-ending
 - C. A Minor penalty or a Major and Game Misconduct for "butt-end hooking"
 - D. A Match penalty for butt-ending



Hockey Canada Officiating Program 2011/2012 Level I-VI Exam

20. **[Rule 4.13b, Note 2]** Team “A” is serving a Minor penalty. The referee signals a delayed Minor penalty to Team “A”. Team “B” scores before the stoppage of play. Which penalty is terminated when the goal is scored?
- A. No penalty is terminated
 - B. The delayed Minor penalty
 - C. The delayed Minor penalty and the penalty being served
 - D. The Minor penalty being served
21. **[Rule 6.2a]** A Minor penalty or, at the discretion of the referee, a Major penalty and a Game Misconduct penalty, based upon the degree of violence of the impact with the boards, shall be assessed any player who body checks, cross-checks, elbows, charges or trips an opponent in such a manner that causes the opponent to be thrown violently into the boards.
- A. True
 - B. False
22. **[Rule 10.8, Situation 13]** A defending player shoots the puck out over his defending blue line. It then deflects off a teammate back into his defending zone while an attacking player is in that zone. The referee must signal a delayed off-side.
- A. True
 - B. False
23. **[Rule 8.3a]** Any player who checks or intimidates an opponent while carrying his stick above the shoulders of his opponent shall be assessed:
- A. No penalty
 - B. A Minor penalty or, at the referee's discretion, a Major penalty and a Game Misconduct penalty
 - C. A double Minor penalty
 - D. A Match penalty
24. **[Rule 6.5]** In a minor hockey game an attacking player while checking the defensive player makes accidental contact with the defensive players head. What penalty would be assessed?
- A. A Major Penalty + a Game Misconduct for Head Contact
 - B. A Minor Penalty for Head Contact
 - C. A Minor Penalty + Misconduct for Head Contact
 - D. A Match Penalty
25. **[Rule 6.4b Clarification 2]** The puck is along the boards and a player about to be checked turns and, as a result, creates contact from behind. Will a penalty for Checking from Behind be assessed?
- A. Yes
 - B. No



Hockey Canada Officiating Program 2011/2012 Level I-VI Exam

26. **[Rule 4.2b]** What player returns under the following circumstances?

A - 7	2 min	B - 8	2 min	@	4:00
A - 8	2 min			@	3:30
		B scores		@	3:00

Which player returns following the goal?

- A. B – 8
- B. No player returns
- C. A – 7
- D. A – 8

27. **[Rule 2.2 Situation 3]** Is it possible to start a game with six (6) players but without a goaltender?

- A. No; there must be at least five (5) players and a goaltender
- B. No; there must be at least eight (8) players plus a goaltender
- C. Yes; the referee must ensure that all six (6) players are registered on the game sheet
- D. No; each team must present a full line-up consisting of a minimum of eight (8) players to start the game

28. **[Rule 10.1a]** What penalty shall be assessed a goaltender who shoots or hits the puck directly out of the playing surface above the glass with his stick?

- A. No penalty
- B. A Major penalty
- C. A Minor penalty
- D. A Misconduct penalty

29. **[Rule 2.5f]** The Referee signals a delayed penalty to Team B. The Team A goaltender proceeds to her bench for a substitute player. However, when the play is blown down for premature substitution the play is just outside Team A's defensive zone. Where is the face-off located?

- A. The face-off would take place at the face-off spot outside Team B's zone
- B. The face-off would take place at the closest neutral zone face-off spot outside Team A's blue line
- C. The face-off would take place at centre ice face-off spot
- D. The face-off would take place where the play was when it was stopped

30. **[Rule 4.2b]** Which player returns when the goal is scored in the following circumstances?

A -7	2 min + 2 min	@	5:00
A -16	2 min	@	4:00
	B - scores	@	2:50

- A. No player returns
- B. A – 7 (second Minor)
- C. A – 16



Hockey Canada Officiating Program 2011/2012 Level I-VI Exam

31. **[Rule 4.2b, Situation 6]** In the following situation, which player returns after the goal?

A 7 – 5 min+ Game Misconduct	@ 6:30
A 8 – 2 min	@ 6:15
B scores	@ 6:10

- A. No player returns
- B. The substitute for A7 returns
- C. The substitute for A 7 and the substitute for A8 return
- D. A8 returns

32. **[Rule 10.5a Situation 2]** The puck is passed from behind her blue line to a teammate who is standing with both skates back of the centre red line. The puck hits the stick of that player, which is over the centre red line, then goes down over the goal line. The linesman must signal an icing.

- A. True
- B. False

33. **[Rule 6.5 & Rule 4.13 Sit. 8]** The referee has signaled a delayed penalty for a direct Head Contact infraction to a player from Team “A”. Team “B” scores before the play is stopped. What is the referee’s decision?

- A. Allow the goal and cancel the penalties to the Team A player
- B. Allow the goal and assess the Minor penalty to the Team A player
- C. Allow the goal, cancel the first Minor penalty to the Team A player but assess the 2nd Minor penalty
- D. Allow the goal, cancel the Minor penalty to the Team A player but assess a Game Misconduct penalty

34. **[Rule 9.1a]** When a player simply closes her hand on the puck and immediately drops it to the ice, without gaining or attempting to gain an advantage by this action:

- A. Play shall be stopped immediately and a face-off will take place
- B. Play shall be stopped immediately and a penalty assessed to the offending player
- C. Play shall continue
- D. Play shall continue if the non offending team takes possession of the puck

35. **[Rule 7.1a]** A player from Team A uses his arm or hand to clutch, pull, hold, hold the stick, pin or impede the progress of a player from Team B. What penalty must the referee assess?

- A. A Minor penalty or a Major penalty
- B. A Minor penalty or a Major penalty and a Game Misconduct penalty
- C. A Minor penalty
- D. No penalty

36. **[Rule 4.5c]** Any player who is assessed a second Misconduct penalty in the same game shall automatically be assessed a Game Misconduct penalty.

- A. True
- B. False



Hockey Canada Officiating Program 2011/2012 Level I-VI Exam

37. **[Rule 10.1c and e]** What penalty is assessed a goaltender or a defensive player who intentionally dislodges his own net from its moorings during the last two (2) minutes of regulation time or at any time in overtime?
- A. A penalty shot in regulation time and a Minor penalty for having delayed the game in overtime
 - B. A Minor penalty for having delayed the game
 - C. No penalty if the net falls back on its moorings
 - D. A penalty shot
38. **[Rule 10.5 Situation 17]** Team "A" ices the puck. The goaltender from Team "B" comes out of his crease to potentially play the puck, but decides not to play the puck. The linesman must signal an icing.
- A. True
 - B. False
39. **[Rule 4.13f Situation 3]** Will a minor penalty for having delayed the game be assessed any Captain, alternate Captain or other player who leaves his players' bench to discuss any interpretation of the rules with the referee?
- A. No, a bench minor penalty is assessed the team
 - B. No, as long as he is respectful
 - C. Yes, if he persists after having been warned
 - D. No, as long as he stays on the ice for the following face-off
40. **[Rule 3.2e]** A goaltender may not go to the players' bench during a stoppage of play for a replacement of her stick, but must receive her stick from a teammate. For a violation of this rule, the goaltender will receive:
- A. A Minor penalty for unsportsmanlike conduct
 - B. A Bench Minor penalty
 - C. A Misconduct penalty
 - D. A Minor penalty for having delayed the game
41. **[Rule 6.5]** Immediately after a whistle stopping play in front of the net, a defending player uses his glove to "face-wash" the attacking forward standing near him. What penalty must be assessed?
- A. A Minor Penalty for Head Contact
 - B. A Double Minor Penalty for intentional contact with the head – Head Contact violation
 - C. A Minor Penalty + Misconduct for Head Contact
 - D. Major Penalty + a Game Misconduct for Head Contact
42. **[Rule 3.2b Situation 1]** A player on the penalty bench hands a stick to a teammate on the ice, whose stick has been broken. What is the referee's decision?
- A. No penalty
 - B. A Minor penalty for "illegally receiving a stick".
 - C. An unsportsmanlike conduct penalty
 - D. A Misconduct penalty



Hockey Canada Officiating Program

2011/2012 Level I-VI Exam

43. **[Rule 2.6g]** Where there is suspicion that a player has sustained a serious injury, any on-ice official may stop the play:
- A. True
 - B. False
44. **[Rule 6.5b]** What penalty or penalties will be assessed any player who injures an opponent by Head Contact?
- A. A Major penalty and a Game Misconduct penalty or a Match penalty
 - B. A Minor penalty
 - C. A Minor penalty and a Misconduct penalty
 - D. A Match penalty
45. **[Rule 5.3a]** A Linesman has the authority to stop play when:
- A. Off-side violations occur at the blue line or when icing violations occur
 - B. The puck goes outside the playing surface or when it is interfered with by an ineligible person.
 - C. The puck has been illegally batted with the hand from one player to a teammate.
 - D. In all of the situations above.
46. **[Rule 4.4b Situation 10]**
- | | |
|---------------------------------|---------------------------------------|
| A3 - 5 min + GM + 2 min | B7 - 2 min |
| A6 - 5 min + GM + 2 min + 2 min | B8 -2 min |
| A9 - 5 min + GM | B11 - 5 min + GM + 2 min |
| | B12 - 5 min + GM + 5 min + Gm + 2 min |
- Which player from Team "B" will serve a "time penalty"?
- A. B 7
 - B. B 11
 - C. B 8
 - D. B 12
47. **[Rule 3.6d]** A player is identified as wearing his helmet and/or facial protector in an offset position during play. What action should the referee take?
- A. Instruct the player to leave the ice
 - B. If this is the first incident for the team during the game, a warning is issued to the team. If this is the second or subsequent incident the player will be assessed a Misconduct penalty
 - C. Instruct the player to put his helmet / visor down
 - D. Assess a Minor penalty
48. **[Rule 9.5d and e Situation 1]** A player enters the game illegally from the penalty bench, by reason of the timekeeper's error, and checks a player who has a breakaway in the neutral or attacking zone. What does the referee do?
- A. Immediately stop the play and award a penalty shot
 - B. Assess a double Minor penalty for leaving the penalty bench and award a penalty shot
 - C. Assess a penalty shot and a double Minor penalty to the offending player who must return to the penalty bench to serve the remainder of his penalty
 - D. Assess a penalty shot and the offending player shall return to the penalty box to serve the remainder of his penalty



Hockey Canada Officiating Program 2011/2012 Level I-VI Exam

49. [Rule 4.12c Situation 1]

A4 - 2 min @ 8:00
A6 - 2 min @ 7:20
A8 - 2 min @ 7:00

First stoppage of play @ 3:45

When will A8 return?

- A. At 6:00
- B. At 5:20
- C. At 3:45
- D. At 4:00

50. [Rule 4.13b Situation 7] The referee signals a delayed penalty against #6 of Team "A" and is going to award a penalty shot as a result of that infraction. Before play is stopped, #6 commits another infraction calling for a Minor penalty. Team "B" scores before the play is stopped. What is the referee's decision?

- A. Cancel the penalty shot and assess the Minor penalty
- B. Assess the Minor penalty
- C. Award the penalty shot and assess the Minor penalty
- D. Cancel the penalty shot and cancel the Minor penalty

51. [Rule 10.2h] Immediately after a end zone face-off the defenseman in the process of attempting to clear the puck hits the linesman who is still just inside the blue line and the puck deflects out of play. Where is the resulting face-off?

- A. At the closest neutral zone face-off dot
- B. In the defensive zone and would be conducted at the nearest zone face-off dot to where the puck left the playing surface
- C. Where the puck hit the linesman and left the playing surface
- D. At centre ice as it went off the linesman

52. [Rule 4.13 Situation 9] The referee has signaled a delayed double minor penalty against #14 of Team "A" for spearing. Team "B" scores before the play is stopped.

S.R.D.

- A. No penalty is washed out. The player serves four minutes.
- B. The double Minor penalty is washed out
- C. The goal is cancelled and a double Minor penalty is assessed
- D. Two minutes are washed out. The player serves two minutes

53. [Rule 6.5] In a Junior hockey game a player while checking an opposition player makes intentional contact with the head of his opponent. What penalty would be assessed?

- A. A Minor Penalty for Head Contact
- B. A Major Penalty + a Game Misconduct for Head Contact
- C. A Minor Penalty + Misconduct for Head Contact
- D. A Double Minor Penalty or a Major and a Game Misconduct Penalty for Head Contact, at the discretion of the Referee and based on the degree of violence of impact.



Hockey Canada Officiating Program 2011/2012 Level I-VI Exam

54. **[Rule 8.3d and e]** A Team A player hits the puck with a stick above the normal height of the shoulders. The puck deflects off a player from Team B into the Team A goal. Does the referee allow the goal?
- A. Yes
 - B. No
55. **[Rule 9.2b]** What penalty or penalties will be assessed to a player who persists in disputing or shows disrespect for the ruling of any official?
- A. A bench Minor penalty or, if the behaviour continues, a Misconduct penalty
 - B. A Misconduct penalty
 - C. A bench Minor penalty or, if the behavior continues, a Game Misconduct penalty
 - D. A Gross Misconduct penalty
56. **[Rule 5.3d]** A Linesman notices a high stick calling for a double Minor penalty in the junior game that he is officiating. What action does he take?
- A. Watch the situation and if it is not serious then ignore it
 - B. Stop play and call the appropriate penalty
 - C. Stop play and inform the referee of the incident
 - D. At the first stoppage of play the linesman would report the foul to the Referee at which time the Referee may assess the penalty.
57. **[Rule 9.5d and g Situation 12 Example B]** A player leaves the penalty bench before her penalty time has expired due to the timekeeper's error and her team scores a goal. The team that was scored upon immediately appeals to the Referee. What is the appropriate call?
- A. Allow the goal as it was not her fault she left early
 - B. The goal is disallowed. The player does not have to serve any remaining time as it was not her fault she left early
 - C. The goal is disallowed. Place the player back in the penalty bench and have her serve the remainder of the original penalty
 - D. Allow the goal and assess the player a Minor penalty for leaving the penalty bench before her time expired
58. **[Rule 10.1f]** Team "A" received a Minor penalty. After serving the two minutes, the player returns to the ice and then to her players' bench. The coach is upset with the penalty that was assessed and decides to continue to play her team short-handed. At the next stoppage of play the Referee warns the coach to place the correct number of players on the ice and she refuses. What is the appropriate call?
- A. Bench Minor penalty and a Game Misconduct penalty
 - B. Bench Minor penalty
 - C. Game Misconduct penalty
 - D. Gross Misconduct penalty
59. **[Rule 10.14a]** A team left the ice but came back within the allotted time. The incident happened in overtime. The referee shall assess:
- A. A Major penalty, a Game Misconduct penalty to coach and a penalty shot
 - B. A Minor penalty for having delayed the game
 - C. A Major penalty and a Game Misconduct penalty for having delayed the game
 - D. A penalty shot



Hockey Canada Officiating Program 2011/2012 Level I-VI Exam

60. **[Rule 4.13 (b) Note 2, Situation 13]** The Referee has signaled a delayed Minor penalty on Team "A". Team "B" has possession of the puck in its defending zone. A player of Team "A" stick checks the puck carrier, resulting in the puck being directed into the net of Team "B". The Referee shall:
- A. Allow the goal and assess the penalty
 - B. Disallow the goal and assess the penalty
 - C. Allow the goal and washout the penalty
 - D. Disallow the goal and washout the penalty
61. **[Rule 9.1 (d) Situation 2]** The puck is batted with the hand, hits the opposing goaltender, rebounds back out and is picked up by another player of the same team batting the puck. The referee shall:
- A. Allow the play to continue since the offending team is in control and possession of the puck
 - B. Immediately stop the play as soon as the puck hits the goaltender
 - C. Immediately stop the play as soon as a player of the offending team plays the puck
 - D. Allow the play to continue and if a goal is scored, the goal will be allowed
62. **[Rule 7.4 Situation 2]** A player has a breakaway in the neutral or attacking zone and is fouled from behind. He then gets up and takes a clear unimpeded shot on goal and a goal is not scored? **S.R.D.**
- A. The referee must award a penalty shot because the player did not have a reasonable scoring opportunity
 - B. The referee must not award a penalty shot because the player had a reasonable scoring opportunity
 - C. The referee must award a penalty shot and assess a minor penalty if the player does not score on the penalty shot
 - D. The referee must not award a penalty shot, but he must assess a minor penalty to the offending player
63. **[Rule 10.4f Situation 5]** An attacking player is standing in the goal crease. The puck is shot, hitting the player in the crease, and drops down in the crease. The attacking player gets out of the crease, and then shoots the puck into the goal.
- A. The goal is disallowed
 - B. The goal is allowed
64. **[Rule 6.7h Situation 5]** The rule aimed at the third player to enter a fight applies only to situations where at least one player has been assessed a major penalty for fighting.
- A. True
 - B. False
65. **[Rule 8.3 (d) Situation 7]** An attacking player in the attacking zone contacts the puck with a high stick. The defending team refrains from playing the puck. The Referee shall:
- A. Allow the play to continue
 - B. Stop the play with the face-off at the closest face-off dot in defending teams' end zone
 - C. Stop the play and assess a Minor penalty for delay of game
 - D. Stop the play and assess a Minor penalty for failing to keep the puck in motion



Hockey Canada Officiating Program



2011 - 2012 Level 1 Exam

ANSWER KEY

1.	A	B	C	D	23.	A	B	C	D	45.	A	B	C	D
2.	A	B	C	D	24.	A	B	C	D	46.	A	B	C	D
3.	A	B	C	D	25.	A	B	C	D	47.	A	B	C	D
4.	A	B	C	D	26.	A	B	C	D	48.	A	B	C	D
5.	A	B	C	D	27.	A	B	C	D	49.	A	B	C	D
6.	A	B	C	D	28.	A	B	C	D	50.	A	B	C	D
7.	A	B	C	D	29.	A	B	C	D	51.	A	B	C	D
8.	A	B	C	D	30.	A	B	C	D	52.	A	B	C	D
9.	A	B	C	D	31.	A	B	C	D	53.	A	B	C	D
10.	A	B	C	D	32.	A	B	C	D	54.	A	B	C	D
11.	A	B	C	D	33.	A	B	C	D	55.	A	B	C	D
12.	A	B	C	D	34.	A	B	C	D	56.	A	B	C	D
13.	A	B	C	D	35.	A	B	C	D	57.	A	B	C	D
14.	A	B	C	D	36.	A	B	C	D	58.	A	B	C	D
15.	A	B	C	D	37.	A	B	C	D	59.	A	B	C	D
16.	A	B	C	D	38.	A	B	C	D	60.	A	B	C	D
17.	A	B	C	D	39.	A	B	C	D	61.	A	B	C	D
18.	A	B	C	D	40.	A	B	C	D	62.	A	B	C	D
19.	A	B	C	D	41.	A	B	C	D	63.	A	B	C	D
20.	A	B	C	D	42.	A	B	C	D	64.	A	B	C	D
21.	A	B	C	D	43.	A	B	C	D	65.	A	B	C	D
22.	A	B	C	D	44.	A	B	C	D					



**HOCKEY CANADA OFFICIATING
PROGRAM
2011 / 2012 NATIONAL LEVEL I – VI EXAM
ANSWER SHEET**



- | | | | | | | | | | | | | | | |
|-----|----------------------------------|----------------------------------|----------------------------------|----------------------------------|-----|----------------------------------|----------------------------------|----------------------------------|----------------------------------|-----|----------------------------------|----------------------------------|----------------------------------|----------------------------------|
| 1. | <input type="radio"/> A | <input type="radio"/> B | <input checked="" type="radio"/> | <input type="radio"/> D | 23. | <input type="radio"/> A | <input checked="" type="radio"/> | <input type="radio"/> C | <input type="radio"/> D | 45. | <input type="radio"/> A | <input type="radio"/> B | <input type="radio"/> C | <input checked="" type="radio"/> |
| 2. | <input checked="" type="radio"/> | <input type="radio"/> B | <input type="radio"/> C | <input type="radio"/> D | 24. | <input type="radio"/> A | <input checked="" type="radio"/> | <input type="radio"/> C | <input type="radio"/> D | 46. | <input type="radio"/> A | <input type="radio"/> B | <input checked="" type="radio"/> | <input type="radio"/> D |
| 3. | <input type="radio"/> A | <input type="radio"/> B | <input type="radio"/> C | <input checked="" type="radio"/> | 25. | <input checked="" type="radio"/> | <input type="radio"/> B | <input type="radio"/> C | <input type="radio"/> D | 47. | <input type="radio"/> A | <input checked="" type="radio"/> | <input type="radio"/> C | <input type="radio"/> D |
| 4. | <input type="radio"/> A | <input checked="" type="radio"/> | <input type="radio"/> C | <input type="radio"/> D | 26. | <input type="radio"/> A | <input type="radio"/> B | <input type="radio"/> C | <input checked="" type="radio"/> | 48. | <input type="radio"/> A | <input type="radio"/> B | <input type="radio"/> C | <input checked="" type="radio"/> |
| 5. | <input checked="" type="radio"/> | <input type="radio"/> B | <input type="radio"/> C | <input type="radio"/> D | 27. | <input type="radio"/> A | <input type="radio"/> B | <input checked="" type="radio"/> | <input type="radio"/> D | 49. | <input type="radio"/> A | <input type="radio"/> B | <input checked="" type="radio"/> | <input type="radio"/> D |
| 6. | <input type="radio"/> A | <input type="radio"/> B | <input checked="" type="radio"/> | <input type="radio"/> D | 28. | <input type="radio"/> A | <input type="radio"/> B | <input checked="" type="radio"/> | <input type="radio"/> D | 50. | <input checked="" type="radio"/> | <input type="radio"/> B | <input type="radio"/> C | <input type="radio"/> D |
| 7. | <input type="radio"/> A | <input type="radio"/> B | <input type="radio"/> C | <input checked="" type="radio"/> | 29. | <input type="radio"/> A | <input checked="" type="radio"/> | <input type="radio"/> C | <input type="radio"/> D | 51. | <input type="radio"/> A | <input checked="" type="radio"/> | <input type="radio"/> C | <input type="radio"/> D |
| 8. | <input type="radio"/> A | <input checked="" type="radio"/> | <input type="radio"/> C | <input type="radio"/> D | 30. | <input type="radio"/> A | <input type="radio"/> B | <input checked="" type="radio"/> | <input type="radio"/> D | 52. | <input type="radio"/> A | <input type="radio"/> B | <input type="radio"/> C | <input checked="" type="radio"/> |
| 9. | <input type="radio"/> A | <input checked="" type="radio"/> | <input type="radio"/> C | <input type="radio"/> D | 31. | <input type="radio"/> A | <input type="radio"/> B | <input type="radio"/> C | <input checked="" type="radio"/> | 53. | <input type="radio"/> A | <input type="radio"/> B | <input checked="" type="radio"/> | <input type="radio"/> D |
| 10. | <input checked="" type="radio"/> | <input type="radio"/> B | <input type="radio"/> C | <input type="radio"/> D | 32. | <input type="radio"/> A | <input checked="" type="radio"/> | <input type="radio"/> C | <input type="radio"/> D | 54. | <input checked="" type="radio"/> | <input type="radio"/> B | <input type="radio"/> C | <input type="radio"/> D |
| 11. | <input type="radio"/> A | <input type="radio"/> B | <input checked="" type="radio"/> | <input type="radio"/> D | 33. | <input type="radio"/> A | <input type="radio"/> B | <input checked="" type="radio"/> | <input type="radio"/> D | 55. | <input type="radio"/> A | <input checked="" type="radio"/> | <input type="radio"/> C | <input type="radio"/> D |
| 12. | <input type="radio"/> A | <input type="radio"/> B | <input type="radio"/> C | <input checked="" type="radio"/> | 34. | <input type="radio"/> A | <input type="radio"/> B | <input checked="" type="radio"/> | <input type="radio"/> D | 56. | <input type="radio"/> A | <input type="radio"/> B | <input type="radio"/> C | <input checked="" type="radio"/> |
| 13. | <input type="radio"/> A | <input type="radio"/> B | <input type="radio"/> C | <input checked="" type="radio"/> | 35. | <input type="radio"/> A | <input checked="" type="radio"/> | <input type="radio"/> C | <input type="radio"/> D | 57. | <input type="radio"/> A | <input type="radio"/> B | <input checked="" type="radio"/> | <input type="radio"/> D |
| 14. | <input type="radio"/> A | <input checked="" type="radio"/> | <input type="radio"/> C | <input type="radio"/> D | 36. | <input checked="" type="radio"/> | <input type="radio"/> B | <input type="radio"/> C | <input type="radio"/> D | 58. | <input type="radio"/> A | <input checked="" type="radio"/> | <input type="radio"/> C | <input type="radio"/> D |
| 15. | <input type="radio"/> A | <input type="radio"/> B | <input checked="" type="radio"/> | <input type="radio"/> D | 37. | <input type="radio"/> A | <input type="radio"/> B | <input type="radio"/> C | <input checked="" type="radio"/> | 59. | <input checked="" type="radio"/> | <input type="radio"/> B | <input type="radio"/> C | <input type="radio"/> D |
| 16. | <input type="radio"/> A | <input type="radio"/> B | <input type="radio"/> C | <input checked="" type="radio"/> | 38. | <input checked="" type="radio"/> | <input type="radio"/> B | <input type="radio"/> C | <input type="radio"/> D | 60. | <input type="radio"/> A | <input checked="" type="radio"/> | <input type="radio"/> C | <input type="radio"/> D |
| 17. | <input type="radio"/> A | <input type="radio"/> B | <input type="radio"/> C | <input checked="" type="radio"/> | 39. | <input type="radio"/> A | <input type="radio"/> B | <input checked="" type="radio"/> | <input type="radio"/> D | 61. | <input type="radio"/> A | <input type="radio"/> B | <input checked="" type="radio"/> | <input type="radio"/> D |
| 18. | <input type="radio"/> A | <input checked="" type="radio"/> | <input type="radio"/> C | <input type="radio"/> D | 40. | <input type="radio"/> A | <input type="radio"/> B | <input type="radio"/> C | <input checked="" type="radio"/> | 62. | <input type="radio"/> A | <input type="radio"/> B | <input type="radio"/> C | <input checked="" type="radio"/> |
| 19. | <input type="radio"/> A | <input type="radio"/> B | <input checked="" type="radio"/> | <input type="radio"/> D | 41. | <input type="radio"/> A | <input checked="" type="radio"/> | <input type="radio"/> C | <input type="radio"/> D | 63. | <input type="radio"/> A | <input checked="" type="radio"/> | <input type="radio"/> C | <input type="radio"/> D |
| 20. | <input type="radio"/> A | <input type="radio"/> B | <input type="radio"/> C | <input checked="" type="radio"/> | 42. | <input type="radio"/> A | <input checked="" type="radio"/> | <input type="radio"/> C | <input type="radio"/> D | 64. | <input checked="" type="radio"/> | <input type="radio"/> B | <input type="radio"/> C | <input type="radio"/> D |
| 21. | <input checked="" type="radio"/> | <input type="radio"/> B | <input type="radio"/> C | <input type="radio"/> D | 43. | <input checked="" type="radio"/> | <input type="radio"/> B | <input type="radio"/> C | <input type="radio"/> D | 65. | <input type="radio"/> A | <input checked="" type="radio"/> | <input type="radio"/> C | <input type="radio"/> D |
| 22. | <input checked="" type="radio"/> | <input type="radio"/> B | <input type="radio"/> C | <input type="radio"/> D | 44. | <input checked="" type="radio"/> | <input type="radio"/> B | <input type="radio"/> C | <input type="radio"/> D | | | | | |



NORTHERN ONTARIO HOCKEY ASSOCIATION

110 LAKESHORE DRIVE
NORTH BAY, ONTARIO P1A 2A8
PHONE: (705) 474-8851 • FAX: (705) 474-6019
www.noha.on.ca



OFFICIALS PROGRAM OF EXCELLENCE

The 2012 NOHA Officials Program of Excellence Development Camp will be held April 20-22, 2012 at the Don Shepherdson Arena in New Liskeard.

The purpose of the camp is to provide promising young officials with a unique program to assist in their development as Hockey Officials. A number of Officials who have attended this Camp have moved up to officiate at the Midget AAA and Junior A levels over the last several seasons. David Brisebois (NHL Linesman), TJ Foster (OHL Referee) and Dustin McCrank (OHL Linesman) are some of the notable Officials to have participated in the Development Camp.

At the camp, officials will participate in ice sessions and classroom seminars and will officiate games during the Under 17 Camp.

The NOHA Officials Program of Excellence will be conducted for nine (9) officials. Selection criteria are as follows:

a) Six Positions for:

- 16-25 years old
- Minimum HCOP Level 2 Certification and active official in the NOHA.

b) Three Positions for:

- Any official in the NOHA regardless of level or age who is interested in improving his/her skills as an official

NOTE: Any official who attends may be upgraded by one stage up to and including full level 3 certification. i.e.) a Level 2 attends; he will receive 3 when complete (if he passes the OHF Level 3 exam). All officials will be writing the OHF Level 3 exam.

The camp sessions will include the following:

- a) Ice Sessions
- b) Game Sessions
- c) Assignments
- d) Rule Book Sessions
- e) Case Book Sessions
- f) On-Ice Evaluations

The fee is \$226.00 (\$200.00 + HST) and includes two nights' accommodation, meals, and instruction from the top HCOP Program Instructors in Northern Ontario.

THE DEADLINE FOR RECEIPT OF APPLICATIONS AND PAYMENT INTO THE NOHA OFFICE IS MARCH 2, 2011.

If you have any questions, please contact Jason Marchand at the NOHA Office at (705) 474-8851 or jmarchand@noha.on.ca. You may also contact your District Referee-in-Chief.



NORTHERN ONTARIO HOCKEY ASSOCIATION

110 LAKESHORE DRIVE
NORTH BAY, ONTARIO P1A 2A8
PHONE: (705) 474-8851 • FAX: (705) 474-6019
www.noha.on.ca



REFEREE APPLICATION FORM NOHA DEVELOPMENT CAMP - 2012

(PLEASE PRINT)

NAME _____ HCOP LEVEL _____

ADDRESS _____

TOWN/CITY _____ POSTAL CODE _____

TELEPHONE _____ BIRTH DATE _____

E-MAIL ADDRESS _____

NOHA REFEREE # _____

HEIGHT _____ WEIGHT _____

PRESENT MINOR HOCKEY ASSOCIATION/LEAGUE _____

NAME OF NOHA DISTRICT REFEREE-IN-CHIEF _____

NAME OF LOCAL REFEREE-IN-CHIEF _____

REFEREE-IN-CHIEF PHONE NUMBER _____

PRESENT OFFICIATING LEVEL – REFEREE _____
ie) PEEWEE, BANTAM - LINESMAN _____

PLEASE ATTACH THE FOLLOWING TO THIS APPLICATION

- 1) An outline of your hockey officiating experience.
- 2) A Certified Cheque or Money Order for \$226.00 payable to the Northern Ontario Hockey Association. Cheques must be dated for March 2, 2012. Send to NOHA, 110 Lakeshore Drive, North Bay, Ontario, P1A 2A8

I, THE UNDERSIGNED, WISH TO BE CONSIDERED AS A CANDIDATE FOR THE NOHA PROGRAM OF EXCELLENCE.

OFFICIALS SIGNATURE

PARENTS SIGNATURE
(if under 18 years of age)